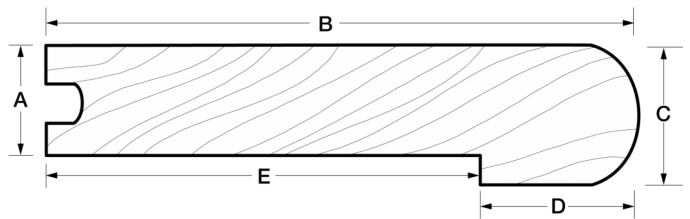


STONEWOOD

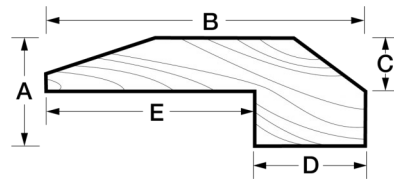
ART-24 and WOODLAND ESTATES
TRANSITIONS

FLUSH NOSING



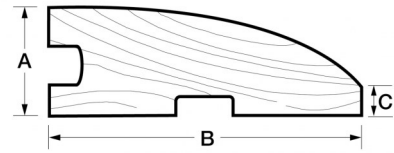
A	1/2"
B	4-1/4"
C	1-1/16"
D	1"
E	3-1/4"

THRESHOLD



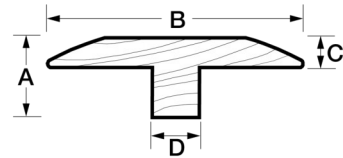
A	3/4"
B	2-1/8"
C	3/8"
D	3/4"
E	1-3/8"

REDUCER



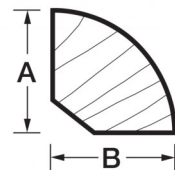
A	1/2"
B	2-1/4"
C	1/8"

T MOLDING



A	9/16"
B	1-13/16"
C	3/16"
D	3/8"

QUARTER ROUND



A	5/8"
B	5/8"